















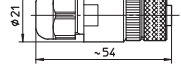


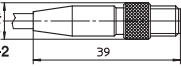







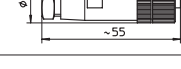


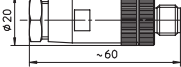


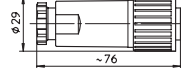





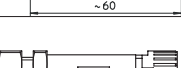
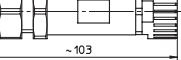




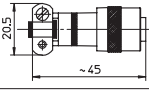


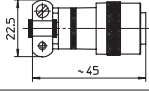








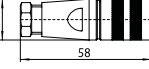


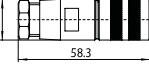


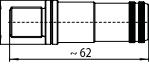


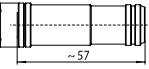





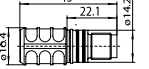


## 电子/电气插头

1 适用于开关阀和比例阀的电气插头

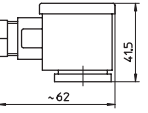
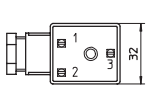

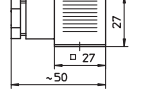


型号及尺寸	应用	电气通道 见注释(1)	插座界面	电缆直径	参考标准
<b>SP-345</b> 	ZO(R)-T和ZO-L比例阀的标准插头S(信号) DH*/FI的传感器插头 E-TH-*位移传感器的插头			PG7 ø 4 ~ 6 mm	保护等级 IP 65 DIN 40050
<b>SP-664</b> 	MAP压力继电器插头			PG11 ø 8 ~ 10 mm	DIN 43650-A/ISO 4400 保护等级 IP 65 DIN 40050
<b>SP-666 (2)</b> 	开关阀的标准插头, DC或AC电源 ZO(R)-A, ZO(R)-T, ZO-L比例阀用标准插头W				
<b>SP-667-24 (-110, -220)</b> 	开关阀用透明指示灯插头				
<b>SP-669 (2)</b> 	开关阀的可选插头, 带内部整流桥 适用于AC电源向DC线圈供电			PG11 ø 8 ~ 10 mm	DIN 43650-A/ISO 4400 保护等级 IP 65 DIN 40050
<b>SP-666/M12</b> 	安全阀的可选传感器的插头			M12x1	DIN 43650-A/ISO 4400 (四面) M12x1 (使用面) 保护等级 IP 65 DIN 40050
<b>SP-ZH-4P/68</b> 	JODL/FI开关安全阀的标准插头			PG09 ø 6 ~ 8 mm	M12 IEC 60947-5-2 保护等级 IP 65 DIN 40050
<b>SP-ZH-4P-M8/5</b> 	带选项/SL,/SP的数字型集成式放大器用压力传感器插头			与5m长 电缆焊接 在一起	M8-IEC 60947-5-2 保护等级 IP 67 DIN 40050
<b>SP-ZH-4P-M8/2-2</b> 	带选项/SF的数字型集成式放大器用压力传感器插头				
<b>SP-ZM-4P</b> 	军用比例阀传感器的插头			PG11 ø 8 ~ 10 mm	按照 MIL-C-50516 保护等级 IP 66 DIN 40050
<b>SP-ZS-4P (3)</b> 	船用比例阀传感器的插头				
<b>SP-ZH-5P</b> 	带数字集成式放大器和CANopen界面的比例阀用插头 JODL/FI/T开关安全插装阀的传感器插头			PG9 ø 6 ~ 8 mm	M12-IEC60947-5-2 保护等级 IP 67 DIN 40050
<b>SP-ZH-5P/BP</b> 	带数字集成式放大器或PROFIBUS-DP界面的比例阀用插头			PG9 ø 6 ~ 8 mm	M12-IEC60947-5-2 保护等级 IP 67 DIN 40050 倒转锁
<b>SP-ZH-7P</b> 	带集成式放大器的比例阀用标准7芯插头 塑料、玻璃纤维加强材料制成 (3)			PG11 ø 8 ~ 10 mm	DIN 43663-BF6-3-PG11 保护等级 IP 67 DIN 40050
<b>SP-ZM-7P</b> 	军用比例阀传感器的插头			PG11 ø 8 ~ 10 mm	按照 MIL-C-5015 G 保护等级 IP 67 DIN 40050
<b>SP-ZS-7P (3)</b> 	船用比例阀传感器的插头				
<b>SP-ZH-12P</b> 	带集成式放大器的比例阀用标准12芯插头 塑料、玻璃纤维加强材料制成			PG16 ø 6 mm x 2 电缆	DIN 43563* 保护等级 IP 65 DIN 40050

- (1) 电子通道的连接必须符合特定阀的技术参数  
 (2) 这些插头是黑色的。也可提供白色的 (SP-666/A, SP-669/A)  
 (3) 同SP-ZM-\*P, 另有环氧涂层

## 2 特殊插头

型号及尺寸	应用	电气通道 见注释(1)	插座界面	电缆直径 mm	参考标准
<b>SP-PT-06E-8-3S</b> 	木质安全阀的/H插头			ø 3.2 mm	MIL-C-26482 保护等级 IP 67 DIN 40050
<b>SP-PT-06E-10-6S</b> 	E-TLP操纵杆的标准军用插头			ø 4.8 mm	MIL-C-26482 保护等级 IP 67 DIN 40050
<b>SP-ZM-3P</b> <b>SP-ZS-3P (3)</b> 	军用电磁阀的插头 船用电磁阀的插头			PG11 ø 8 ~ 10 mm	MIL-C-5015 保护等级 IP 66 DIN 40050
<b>SP-PT-06W-8-4S</b> 	CKP和CKV伺服缸传感器的标准军用插头			ø 4.2 ~ 5.8 mm	MIL-C-26482 保护等级 IP 67 DIN 40050
<b>SP-ST-CO-9131-D06-PG9</b> 	带模拟位移传感器和CANopen数字界面的CKF和CKM伺服缸用6芯内插头			PG09 ø 6 ~ 8 mm	DIN 45322 保护等级 IP 67 DIN 40050
<b>SP-ST-CO-9131-D07</b> 	带数字式SSI位移传感器的CKM伺服缸用7芯内插头			ø 8 mm	DIN 45329 保护等级 IP 67 DIN 40050
<b>SP-560884</b> 	带数字式位移传感器和PROFIBUS Dp界面的CKM伺服缸用5芯外插头 总线输出插头			ø 6.5 ~ 8.5 mm	M12 IEC 60947-5-2 保护等级 IP 67 DIN 40050
<b>SP-560885</b> 	带数字式位移传感器和PROFIBUS Dp界面的CKM伺服缸用5芯内插头 总线输入插头			ø 6.5 ~ 8.5 mm	M12 IEC 60947-5-2 保护等级 IP 67 DIN 40050
<b>SP-560886</b> 	带数字式位移传感器和PROFIBUS Dp界面的CKM伺服缸用4芯内插头 电源插头			ø 5 mm	M8 IEC 60947-5-2 保护等级 IP 67 DIN 40050
<b>SP-560888</b> 	带数字式位移传感器和PROFIBUS Dp界面的CKM伺服缸用5芯内插头 总线终端插头			-	M12 IEC 60947-5-2 保护等级 IP 67 DIN 40050

## 3 开关阀的电子插头

型号及尺寸	应用	电气通道 见注释(1)	插座界面	电缆直径 mm	参考标准
<b>E-SD/AC</b> 	当交流电磁铁断电时, 此插头可消除电干扰。 电源: 110/50, 115/60, 220/50, 230/60VAC			PG11 ø 8 ~ 10 mm	DIN 43650 保护等级 IP 65 DIN 40050
<b>E-SD/DC</b> 	当直流电磁铁断电时, 此插头可消除电干扰。 电源: 12, 24, 48VDC			PG11 ø 8 ~ 10 mm	DIN 43650 保护等级 IP 65 DIN 40050

(1) 电子通道的连接必须符合阀的特定技术参数。